


Prepare with Pedro!

POWER OUTAGE 





Hi! I'm Pedro!
I'm learning how
to prepare for
emergencies.



Prepare means “get ready.”


You get ready for things all the time—like when you put on a jacket and grab an umbrella to get ready for a rainy day.

I want to be ready for any emergency, so I'm learning how to stay safe when emergencies happen.




You can prepare
for emergencies, too!
Just follow me!

Important words to know: **POWER OUTAGE, ELECTRICITY,**
“WHEN IN DOUBT, THROW IT OUT”, EVACUATE



Pedro was visiting with his friends, Summer and Bridgette, when suddenly, all the lights went out in their home.




“Oh! It looks like a power outage!” exclaimed Summer.

“What’s a power outage?” asked Pedro.

“A **POWER OUTAGE is when the electricity goes out, and the lights and appliances like the TV, refrigerator and air conditioning turn off!” replied Bridgette.**





“Electricity keeps everything on?” asked Pedro.

“Yes! **ELECTRICITY** is the power that makes things like our lights and appliances work. When there’s a power outage, there’s no electricity, so things like our lights and TV won’t turn on,” answered Bridgette.


“This power outage took us by surprise, but sometimes we know they are going to happen,” said Summer.

“How long will the power be out?” asked Pedro.

“Sometimes just a few minutes, but other times it can be out for hours or even days!” replied Summer. “Let’s talk about what we can do.”



“We can BE PREPARED before a power outage happens by keeping items we might need in a kit somewhere we can grab quickly!” Summer replied. “Items like flashlights, extra batteries, a hand crank radio, a first aid kit, canned food and water are good examples of things to have!”



“I have medicine that has to stay cold! We have a cooler ready to be filled with ice if the refrigerator doesn’t work to be sure my medicine stays the right temperature,” added Bridgette.



“We can also TAKE ACTION to help stay safe!” noted Bridgette.

“Have an adult unplug big appliances in case of a power surge.”

“We also only open the refrigerator and freezer if we really need something! With no power, the food gets warmer every time we open the door. If the food gets too warm (over 40°F) it’s unsafe to eat!” added Summer.






“WHEN IN DOUBT, THROW IT OUT!” both kids called out.

“It’s better to get rid of spoiled food than to eat it and get sick!”

“If there’s an emergency happening during a power outage, you might need to evacuate. **EVACUATE** means to leave your home and go somewhere safer,” said Summer.

“Maybe it’s too hot or cold to stay in your home without power, or you may need electricity to keep you healthy, like I do with my medicine,” added Bridgette.

EMERGENCIES!	IF IT’S TOO HOT OR COLD	WHEN YOU NEED POWER
		



“In any of these situations, it can be unsafe to stay at home so you should evacuate and go somewhere safer.”



Suddenly, the power came back on inside the house. Braden let out a loud giggle and everyone laughed.

“Great! The power is back on, so we can play cards again, right?” Pedro asked excitedly.



“First, let’s help our grown-ups remember what needs to be plugged in again,” Bridgette said.

“We can also check to make sure our food is still okay to keep,” added Summer.



At home, Pedro gathered a flashlight, extra batteries, canned tuna, water, a hand crank radio and a map for his kit. He also thought of his neighbor and how he could help if she experienced a power outage now that he was prepared.



Then, he called his friend in another town to share everything he learned and to see if he could evacuate to her home if he ever lost power in his area.



Thanks to Summer and Bridgette, Pedro was prepared for a power outage and knew how to take action if one were to happen!

You can be prepared and safely take action during a power outage, just like Pedro and his friends!



Share this story with your grown-ups, just like Pedro shared everything he learned with his friend, so everyone can help stay safe during a power outage!


Chill Out with Pedro!



Wow!
Practicing for emergencies is exciting. But it makes me feel nervous, too. So I take big, slow breaths to calm down.



Breathe in slowly through your nose, like me.



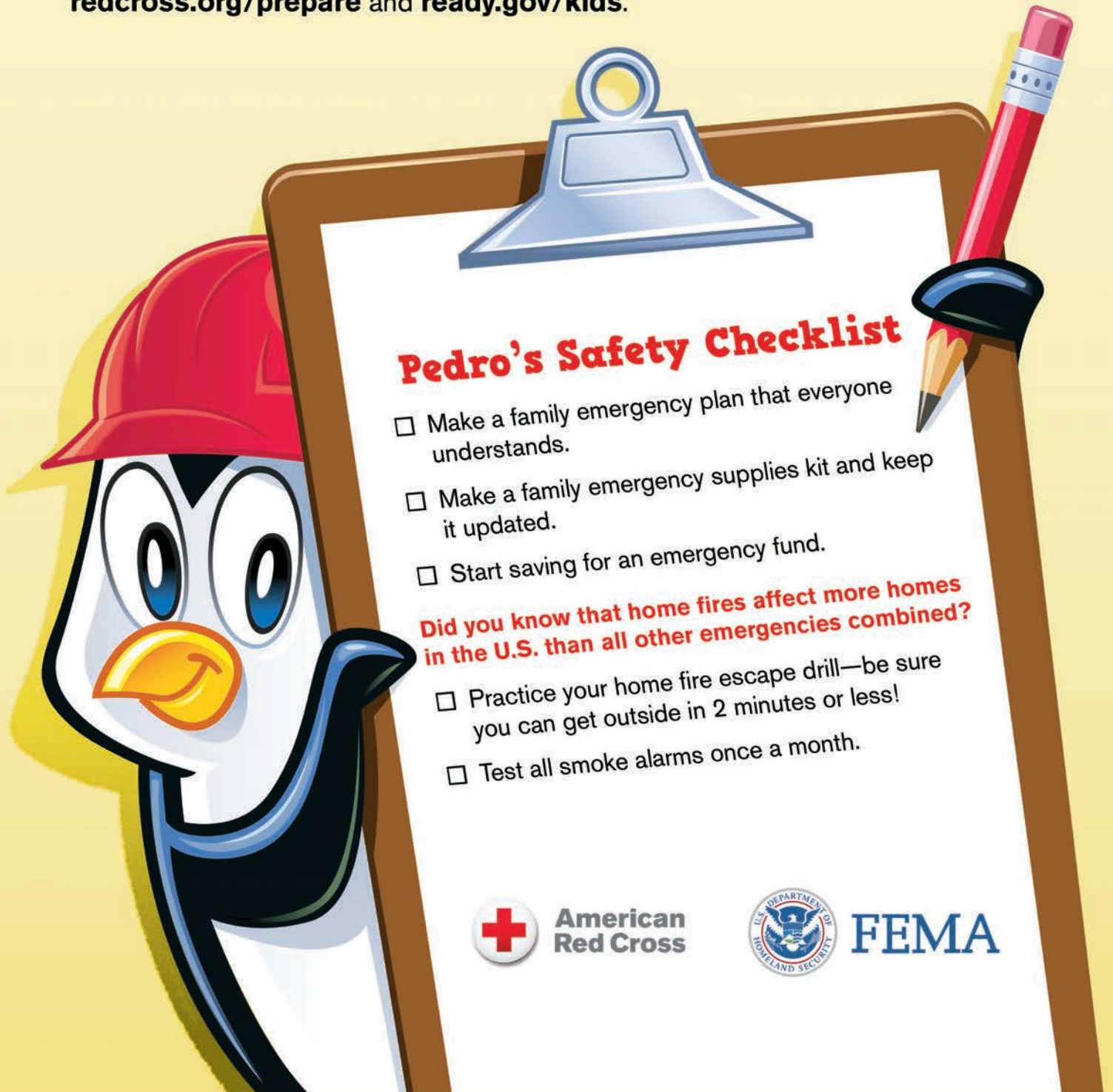
Then breathe out slowly through your mouth.

After just five or six breaths, I feel better and start to relax. Try it yourself and see!



Dear Grown-ups,

We hope that your child has enjoyed learning how to prepare for an emergency! To learn more, please visit: [redcross.org/prepare](https://www.redcross.org/prepare) and [ready.gov/kids](https://www.ready.gov/kids).



Pedro's Safety Checklist

- Make a family emergency plan that everyone understands.
- Make a family emergency supplies kit and keep it updated.
- Start saving for an emergency fund.

Did you know that home fires affect more homes in the U.S. than all other emergencies combined?

- Practice your home fire escape drill—be sure you can get outside in 2 minutes or less!
- Test all smoke alarms once a month.



FEMA

The Prepare with Pedro: Power Outage book is a publication created by the American Red Cross in partnership with the Federal Emergency Management Agency's Individual and Community Preparedness Division.

© 2021 by The American National Red Cross. The Red Cross emblem and the American Red Cross name are trademarks of The American National Red Cross and protected by various national statutes.

The DHS Seal and FEMA logo are properties of the Department of Homeland Security and are licensed for use herein.